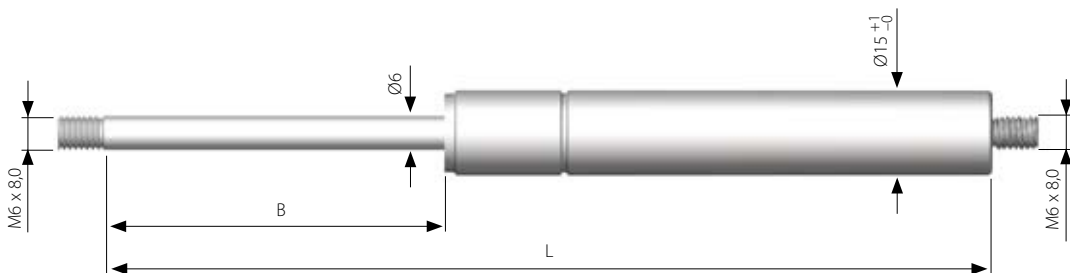


# GAS SPRINGS

TYPE 15-6 ES



## Conventional stainless steel gas spring, extension speed ~ 0.3 m/s

All dimensions are in mm

L = Length +/- 2

B = Stroke

F1 = Spring force in Newtons

Force range: 50-400 Newtons

Material: AISI 316L (E No. 1.4404 / E No. 1.4435)

End fittings:: See pages 189-190.

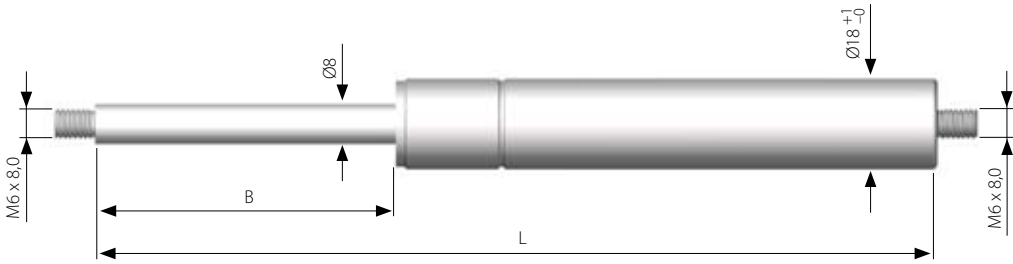
1 kp = 9.80665 Newtons, 1 Newton = 0.10197 kp

L	B	F1	Cat. no.
156,5	60	50	S1160
156,5	60	100	S1161
156,5	60	150	S1162
156,5	60	200	S1163
156,5	60	250	S1164
156,5	60	300	S1165
156,5	60	350	S1166
156,5	60	400	S1167
197	80	50	S1168
197	80	100	S1169
197	80	150	S1170
197	80	200	S1171
197	80	250	S1172
197	80	300	S1173
197	80	350	S1174
197	80	400	S1175
235	100	50	S1176
235	100	100	S1177
235	100	150	S1178
235	100	200	S1179
235	100	250	S1180
235	100	300	S1181
235	100	350	S1182
235	100	400	S1183

L	B	F1	Cat. no.
278	120	50	S1184
278	120	100	S1185
278	120	150	S1186
278	120	200	S1187
278	120	250	S1188
278	120	300	S1189
278	120	350	S1190
278	120	400	S1191
337,5	150	50	S1192
337,5	150	100	S1193
337,5	150	150	S1194
337,5	150	200	S1195
337,5	150	250	S1196
337,5	150	300	S1197
337,5	150	350	S1198
337,5	150	400	S1199

# GAS SPRINGS

TYPE 18-8 ES



## Conventional stainless steel gas spring, extension speed ~ 0.3 m/s

All dimensions are in mm

L = Length +/- 2

B = Stroke

F1 = Spring force in Newtons

Force range: 100-750 Newtons

Material: AISI 316L (E No. 1.4404 / E No. 1.4435)

End fittings: See pages 189-190.

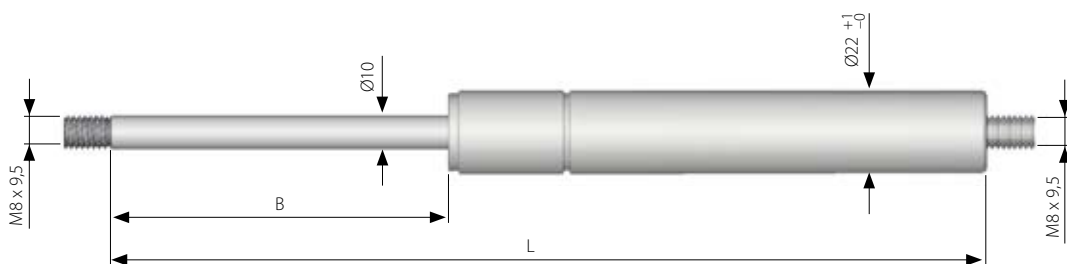
1 kp = 9.80665 Newtons, 1 Newton = 0.10197 kp

L	B	F1	Cat. no.
168	60	100	S1000
168	60	200	S1001
168	60	300	S1002
168	60	400	S1003
168	60	500	S1004
168	60	600	S1005
168	60	750	S1006
206	80	100	S1007
206	80	200	S1008
206	80	300	S1009
206	80	400	S1010
206	80	500	S1011
206	80	600	S1012
206	80	750	S1013
248	100	100	S1014
248	100	200	S1015
248	100	300	S1016
248	100	400	S1017
248	100	500	S1018
248	100	600	S1019
248	100	750	S1020
328	140	100	S1021
328	140	200	S1022
328	140	300	S1023
328	140	400	S1024
328	140	500	S1025
328	140	600	S1026
328	140	750	S1027

L	B	F1	Cat. no.
367	160	100	S1028
367	160	200	S1029
367	160	300	S1030
367	160	400	S1031
367	160	500	S1032
367	160	600	S1033
367	160	750	S1034
447,5	200	100	S1035
447,5	200	200	S1036
447,5	200	300	S1037
447,5	200	400	S1038
447,5	200	500	S1039
447,5	200	600	S1040
447,5	200	750	S1041
489	220	100	S1042
489	220	200	S1043
489	220	300	S1044
489	220	400	S1045
489	220	500	S1046
489	220	600	S1047
489	220	750	S1048
547,5	250	100	S1049
547,5	250	200	S1050
547,5	250	300	S1051
547,5	250	400	S1052
547,5	250	500	S1053
547,5	250	600	S1054
547,5	250	750	S1055

# GAS SPRINGS

TYPE 22-10 ES



## Conventional stainless steel gas spring, extension speed ~ 0.3 m/s

All dimensions are in mm

L = Length +/- 2

B = Stroke

F1 = Spring force in Newtons

Force range: 200 - 1200 Newtons

Material: AISI 316L (E No. 1.4404 / E No. 1.4435)

End fittings, see pages 189–190.

1 kp = 9.80665 Newtons, 1 Newton = 0.10197 kp

L	B	F1	Cat. no.
248	100	200	S1066
248	100	300	S1067
248	100	400	S1068
248	100	500	S1069
248	100	600	S1070
248	100	700	S1071
248	100	850	S1072
248	100	1000	S1073
248	100	1200	S1074
348	150	200	S1075
348	150	300	S1076
348	150	400	S1077
348	150	500	S1078
348	150	600	S1079
348	150	700	S1080
348	150	850	S1081
348	150	1000	S1082
348	150	1200	S1083
448	200	200	S1084
448	200	300	S1085
448	200	400	S1086
448	200	500	S1087
448	200	600	S1088
448	200	700	S1089
448	200	850	S1090
448	200	1000	S1091
448	200	1200	S1092
548	250	200	S1093
548	250	300	S1094
548	250	400	S1095
548	250	500	S1096
548	250	600	S1097
548	250	700	S1098
548	250	850	S1099
548	250	1000	S1100
548	250	1200	S1101

L	B	F1	Cat. no.
648	300	200	S1102
648	300	300	S1103
648	300	400	S1104
648	300	500	S1105
648	300	600	S1106
648	300	700	S1107
648	300	850	S1108
648	300	1000	S1109
648	300	1200	S1110
748	350	200	S1111
748	350	300	S1112
748	350	400	S1113
748	350	500	S1114
748	350	600	S1115
748	350	700	S1116
748	350	850	S1117
748	350	1000	S1118
748	350	1200	S1119
848	400	200	S1120
848	400	300	S1121
848	400	400	S1122
848	400	500	S1123
848	400	600	S1124
848	400	700	S1125
848	400	850	S1126
848	400	1000	S1127
848	400	1200	S1128