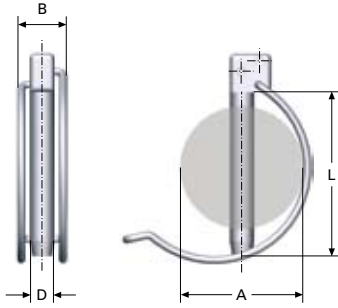




PINS

LSR, LST-S



LOCKING PIN LSR

Locking pin for shafts and tubes compliant with DIN 11023.

All dimensions are in mm

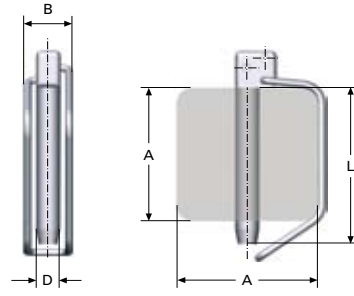
Shaft pin is teardrop shaped

A = Shaft dimension, maximum

Material: Spring steel EN 10270-1-SM

Finish: Galvanised and yellow chromated

D	A	L	B	Cat.no
4,7	∅ 30	32	14,5	8951
7,5	∅ 35	42	17,5	8952
10,5	∅ 40	45	17,5	8953
11,5	∅ 50	55	25,5	8954



LOCKING PIN LSR

Locking pin for square tubes.

All dimensions are in mm

Shaft pin is teardrop shaped

A = Shaft dimension, maximum

Material: Spring steel EN 10270-1-SM

Finish: Galvanised and yellow chromated

D	A	L	B	Cat.no
9,5	40 x 40	55	16	8955
9,5	50 x 50	65	21	8956
11,5	60 x 60	75	23	8957

LOCKING PIN LST-S

Locking pin for shaft (tractor pin) with integrated safety function. Function and spring opening force (80-120N) are checked on each locking pin.

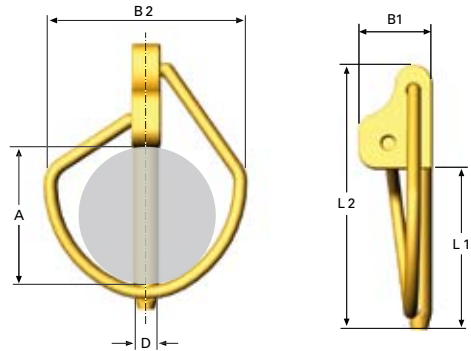
Shaft pin is teardrop shaped.

All dimensions are in mm

A = Shaft dimension, maximum

Material: Spring steel EN 10270-1-SM

Finish: Galvanised + yellow chromated (Cr6+ free)



D	A	L1	L2	B1	B2	Cat.no
3,8	20	24	39,5	11	30	8911
4,7	25	29	44,5	11	35	8912
5,8	20	24	39,5	11	30	8913
7,5	32	42	62	14	50	8914
9,5	32	45	66	14	50	8915
9,5	45	55	77	15	59	8916
10,5	32	45	66	14	50	8917
10,5	45	55	77	15	59	8918
11,5	32	45	66	14	50	8919
11,5	45	55	77	15	59	8920
11,5	60	75	96	22	77	8921
15,5	45	60	84	18	59	8922
15,5	60	75	96	22	77	8923